012171 RE-7 Non Aqueous reference electrode (Ag/Ag^+)

Content:

a. RE-7 Teflon cap with Ag wire
b. Sample holder diameter 6 mm
c. RE-7 Electrolyte solution
(0.01 M $AgNO_3$, 0.1 M Tetrabutylammonium perchlorate (TBAP) in acetonitrile)
- Although silver nitrate may precipitate and float in some cases, there is no influence to application.

1. Assembly

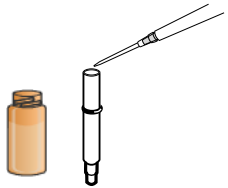

1-1. Put the electrolyte solution to the glass sample holder. Beware of the fluid volume.

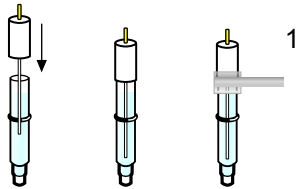

1-2. Insert the RE-7 teflon cap into the glass holder, and fasten the cap tightly. Seal the cap to avoid evaporating of the inner solution.

1-3. Place the reference electrode in electrolyte solution.

2. Attention for setup

If air bubbles were present around the porous glass, slightly flick the electrode to clear the bubbles. The air bubbles may obstruct the liquid conduction between inner solution and external solution, that may finally cause the electrode potential abnormal.

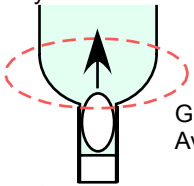

Gently flick the constriction part.
Avoid flicking the porous glass.

3. How to keep

Separate the electrode for keeping. Replace the inner solution of the holder to the purified solvent, and soak the holder tip in solvent for keeping moistening the porous glass. If dried the porous glass, occur salt deposition to breaking the glass or increasing the liquid junction resistance.
Clean the Ag wire with acetonitrile, and cover the Ag wire with wrap for blocking air.

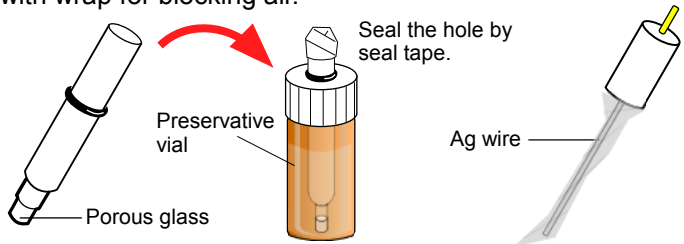

Please check our website for more information of the electrodes.
http://www.als-japan.com/1389.html

Optional products
012057 RE-7 Teflon cap with Ag wire
012549 RE-7 Electrolyte solution (10mL)
012176 Sample holder dia 6mm (2pcs)
012108 RE-PV Preservative vial for reference electrode

Manufactured by: ALS Co., Ltd
Exclusive distributor: BAS Inc.
URL: http://www.als-japan.com
e-mail: sales@als-japan.com